

WELCOME TO ANTIETAM SMART WIFI



301-797-5000

www.antietambroadband.com



*Fast, strong WiFi in every corner
of your home, and beyond!*

DOWNLOAD THE FREE
COMMANDIQ APP TODAY:

- *Set up a guest WiFi network*
- *Add or delete devices and users*
- *Set parental controls*
- *Manage passwords, and more!*

Quick Start Guide:

Setting up your Wi-Fi and App



301-797-5000
www.antietambroadband.com

CommandIQ™

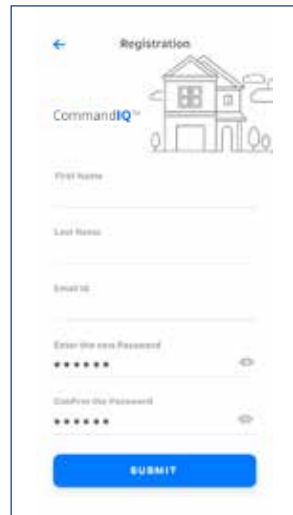
- 1** Download the app.
You can search either the Apple App Store or Google Play Store for 'CommandIQ™', then install it on your mobile device.



- 2** Select "SIGN UP" towards the bottom of the screen.



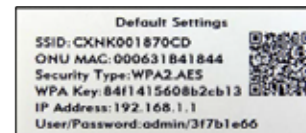
- 3** Enter your personal information. The password you enter here will be used to access the app.



Note: Please wait at least 10 minutes after your GigaSpire has been 'turned up' before attempting step 4.

- 4** Tap the QR code that appears within the app. (You will be asked to allow the app to access your camera.)

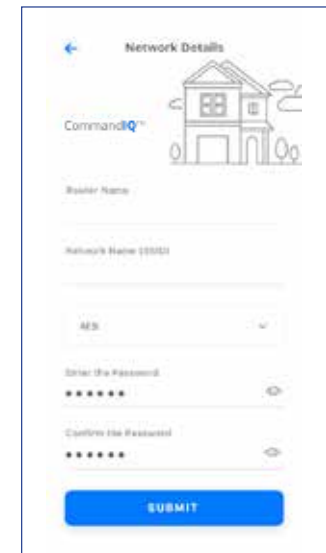
Point your camera at the QR Code found on the bottom of your GigaSpire, or on the sticker that came in your box (example shown below).



- 5** Select OK.

- 6** Name your network and create a password.

- The Router Name will be used throughout the app.
- The Network Name (SSID) is what you will use as your wireless connection name.
- Select a password for your wireless network. If you do not want to change it on all the devices in your home, use your existing wireless SSID and Password from your current router.



Getting started with the App

The App allows you to manage your home or small business Wi-Fi network. You can self-install and be managing your home or business within a few minutes. Download the app and start managing your home network today!

Next: Refer to the CommandIQ Consumer Product Guide for details on how to use specific features.

Need help?

Contact Support: 301-797-5000 • www.antietambroadband.com

Click Submit and you're all done!